

Scaled data based on original data using
LM-79-08 Approved Method: Electrical and Photometric Measurements of Solid-
State Lighting Products

Test Report Prepared for
Cooper Lighting Solutions
(formerly Eaton)

Brand: McGRAW-EDISON

Report Number: P227165

Luminaire Tested: **ISW-AF-1000-LED-E1-SLL-ULG**

Issue Date: 3/3/2020

Test Information

Test Method: LM-79-08
Report Number: P227165
TEST IS SCALED FROM IESNA LM-79-08 TEST DATA (P35948)-DOWNLIGHT AND
Test Lab: INNOVATION CENTER-P3
Issue Date: 3/3/2020
Manufacturer: COOPER LIGHTING SOLUTIONS (FORMERLY EATON)
Product Line: MCGRAW-EDISON
Catalog Number: ISW-AF-1000-LED-E1-SLL-ULG
Description: IMPACT ELITE LED WEDGE LUMINAIRE WITH UPLIGHT
LIGHT SQUARE WITH ACCULED OPTICS-90° SPILL LIGHT ELIMINATOR LEFT, WITH
UPLIGHT GLOW
Light Source: (16) 4000K CCT, 70 CRI LEDs and (1) UPLIGHT LED
Ballast/Driver: ELECTRONIC DRIVER

Summary

Lumens per Lamp: N/A
Luminaire Lumens: 7117.6 lumens
Efficiency: N/A
Efficacy: 99.8 lumens/watt
Luminous Opening: Rectangular w/ Sides (W: 0.5' x L: 0.5' x H: 0.54')
IES Classification: Type IV - Short - Non-Cutoff
BUG Rating: B1 - U5 - G2

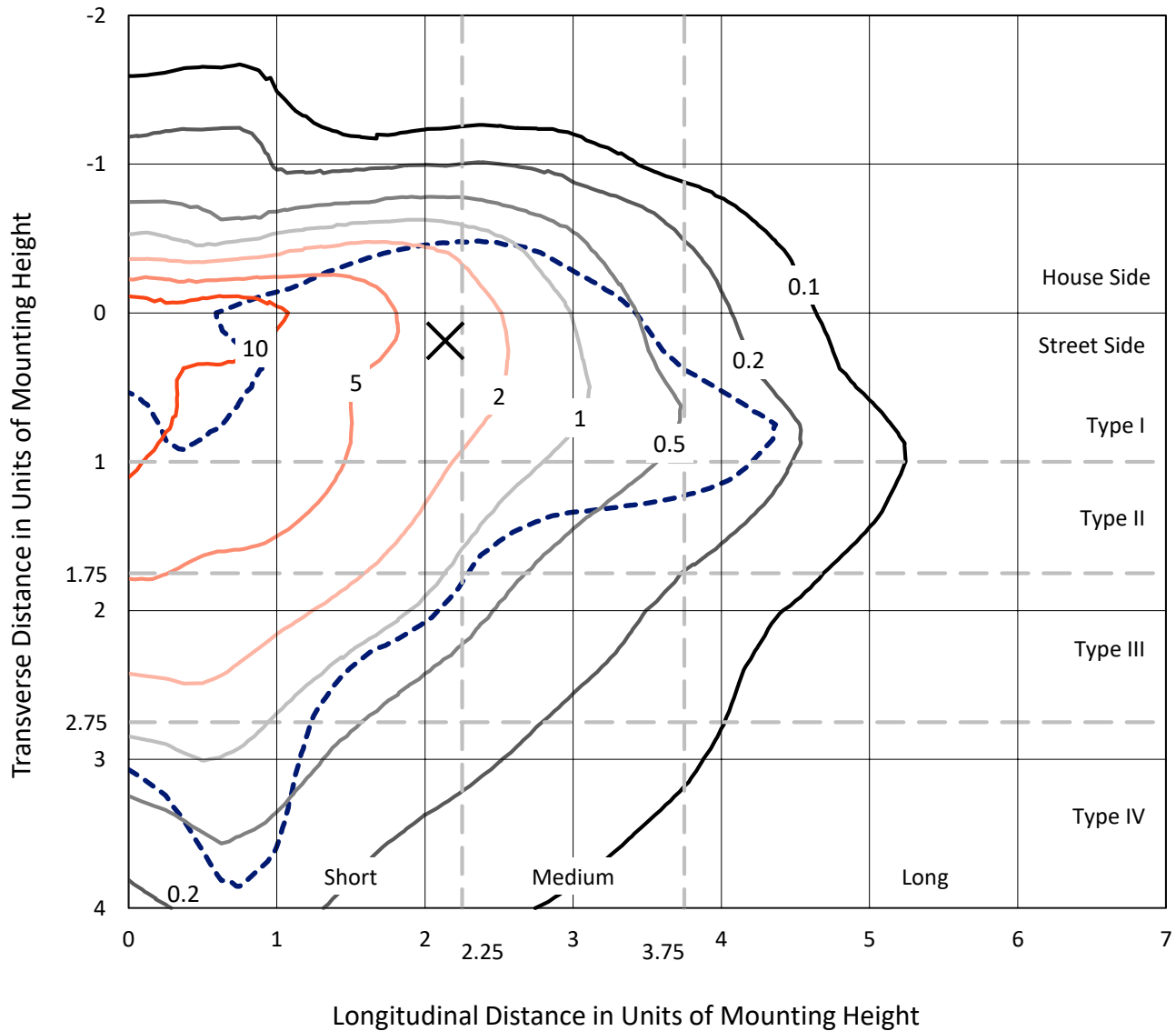
Input Watts (W): 71.3
Input Voltage (V): 120
Input Current (Ain): NR
Voltage Rise (V): NR
Power Factor: NR
Total Harmonic Distortion (THDi): NR
Frequency (hertz): 60
Stabilization Time: NR
Operation Time: NR
Ambient Temperature (°C): NR
Test Distance: 25 FT



REPORT NUMBER: P227165
 CATALOG NUMBER: ISW-AF-1000-LED-E1-SLL-ULG

Iso-Footcandle Lines of Horizontal Illumination

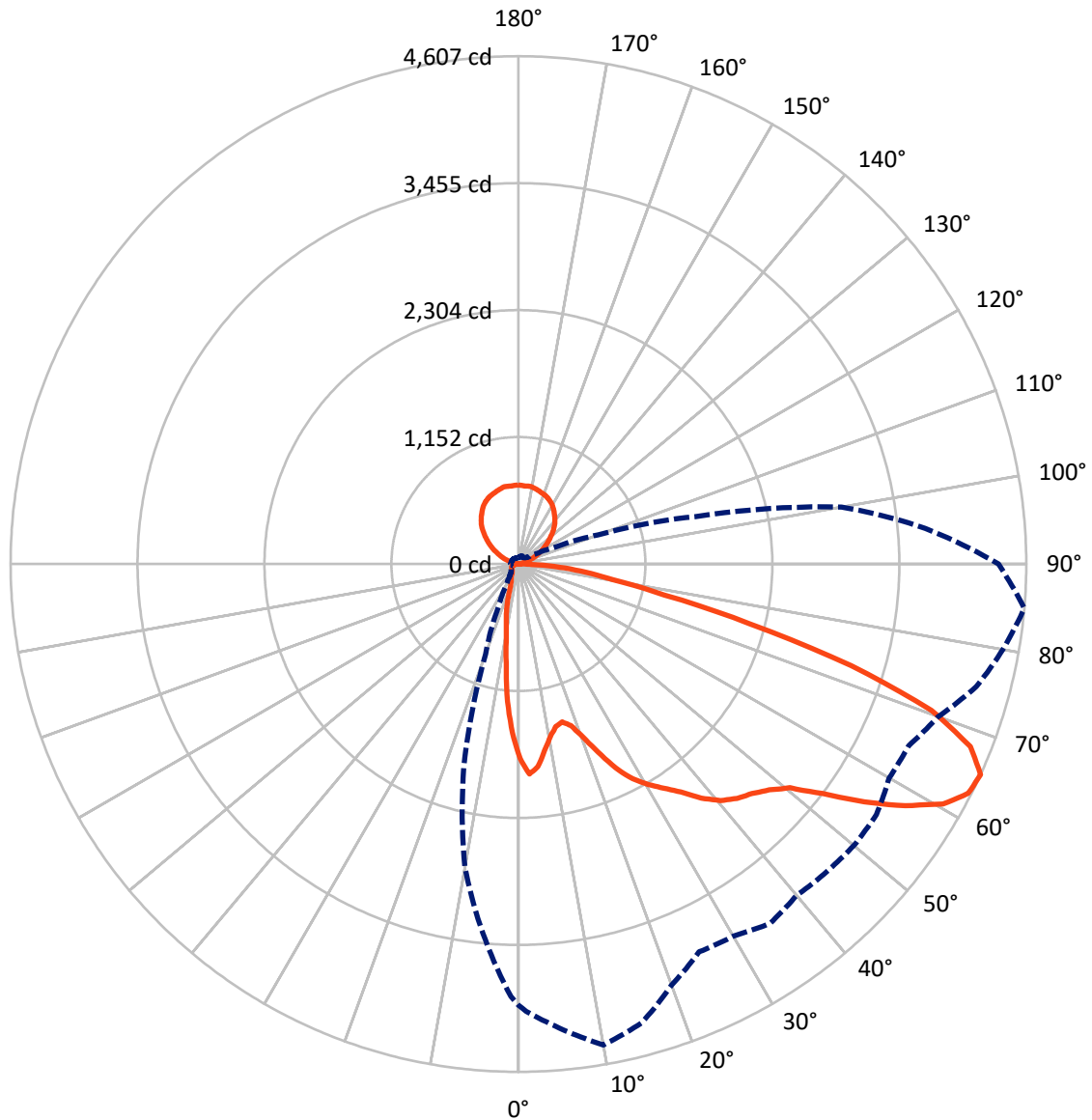
× Max cd
 - - - 1/2 Max cd



Based on 10 foot mounting height. Maximum calculated value = 19.3 fc
 Type IV - Short - Non-Cutoff

REPORT NUMBER: P227165
CATALOG NUMBER: ISW-AF-1000-LED-E1-SLL-ULG

Luminous Intensity Polar Plot



— Vertical Plane Through 85-Deg Lateral - - - Horizontal Cone Through 65-Deg Vertical

REPORT NUMBER: P227165

CATALOG NUMBER: ISW-AF-1000-LED-E1-SLL-ULG

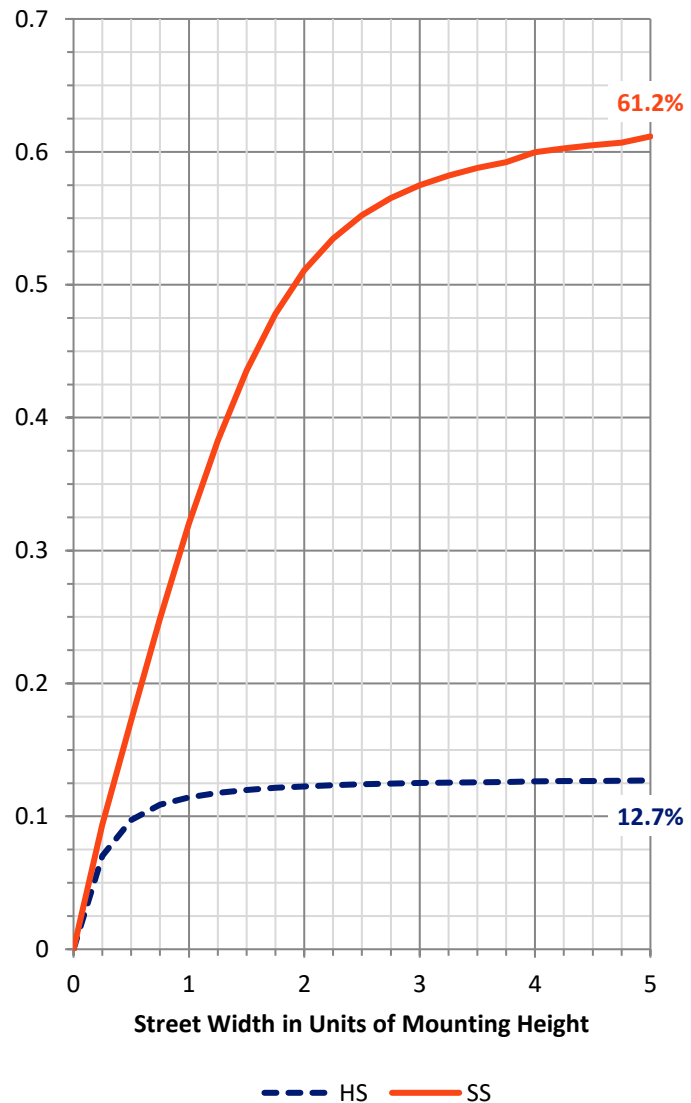
FLUX DISTRIBUTION:

		Downward	Upward	Total
House Side	Lumens	916.8	887.5	1804.3
	% Fixture	12.9	12.5	25.3
Street Side	Lumens	4425.7	887.7	5313.3
	% Fixture	62.2	12.5	74.7
Total	Lumens	5342.4	1775.2	7117.6
	% Fixture	75.1	24.9	100.0

Coefficient of Utilization

ZONAL LUMENS:

Zone	Lumens	% Fixture
0°-10°	130.7	1.8
10°-20°	251.6	3.5
20°-30°	358.7	5.0
30°-40°	520.4	7.3
40°-50°	744.4	10.5
50°-60°	1143.0	16.1
60°-70°	1322.9	18.6
70°-80°	674.9	9.5
80°-90°	195.8	2.8
90°-100°	9.7	0.1
100°-110°	58.7	0.8
110°-120°	169.9	2.4
120°-130°	279.4	3.9
130°-140°	344.6	4.8
140°-150°	352.5	5.0
150°-160°	297.0	4.2
160°-170°	195.5	2.7
170°-180°	67.8	1.0
0°-90°	5342.4	75.1
0°-180°	7117.6	100.0



REPORT NUMBER: P227165

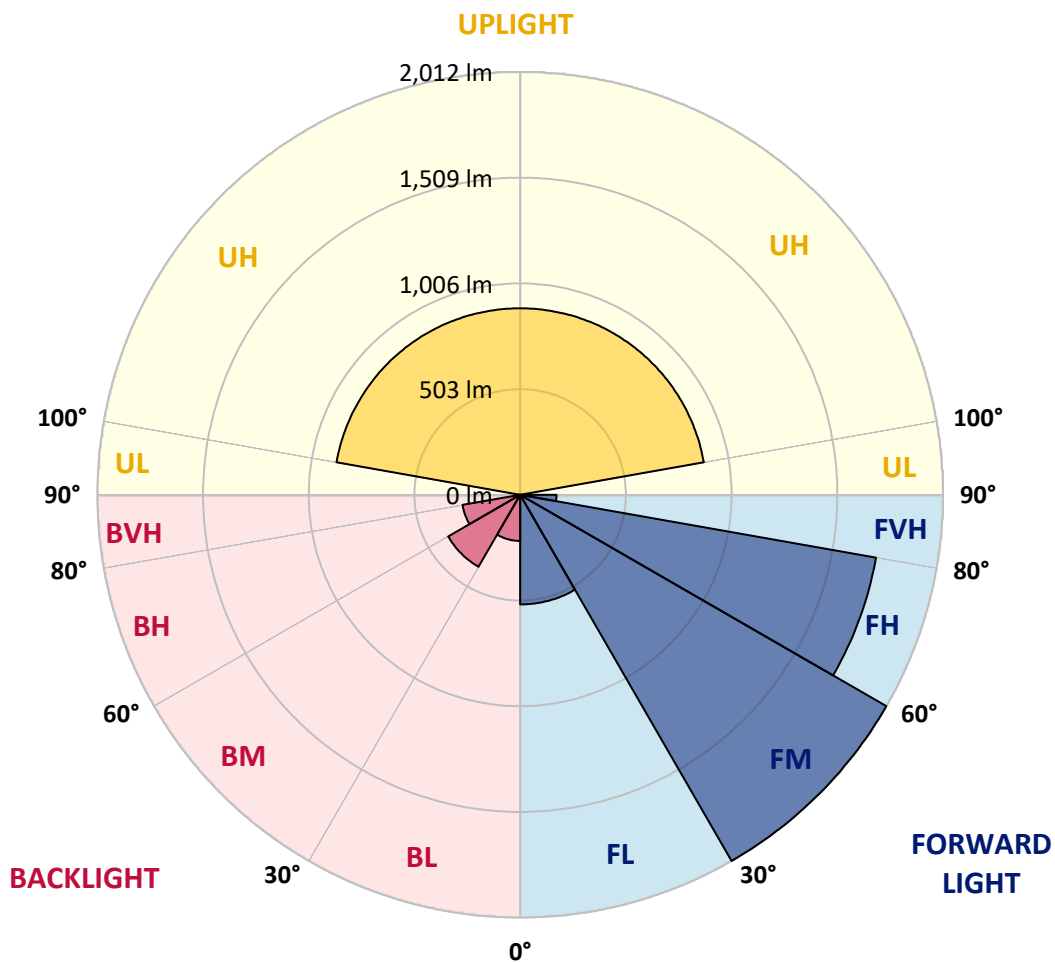
CATALOG NUMBER: ISW-AF-1000-LED-E1-SLL-ULG

LUMINAIRE CLASSIFICATION SYSTEM LUMEN TABLE AND BUG RATING:

Zone	Lumens	% Fixture	Zone Rating/Lumen Limit		
			B	U	G
FL (0°-30°)	521.7	7.3			
FM (30°-60°)	2012.1	28.3			
FH (60°-80°)	1719.2	24.2			G1/1800
FVH (80°-90°)	172.7	2.4			G2/225
BL (0°-30°)	219.3	3.1	B1/500		
BM (30°-60°)	395.6	5.6	B1/1000		
BH (60°-80°)	278.7	3.9	B1/500		G1/500
BVH (80°-90°)	23.2	0.3			G1/100
UL (90°-100°)	9.7	0.1		U1/10	
UH (100°-180°)	887.5	12.5		U4/1000	

BUG Rating: B1-U5-G2

Type IV Short





REPORT NUMBER: P227165

CATALOG NUMBER: ISW-AF-1000-LED-E1-SLL-ULG

CANDELA DISTRIBUTION (FULL):

	0°	1°	5°	10°	15°	20°	25°	30°	35°	40°	45°
0°	1764.7	1764.7	1764.7	1764.7	1764.7	1764.7	1764.7	1764.7	1764.7	1764.7	1764.7
2.5°	1826.7	1828.5	1853.7	1877.9	1908.5	1904.0	1929.2	1948.0	1965.1	1967.9	1980.4
5°	1715.2	1733.2	1789.9	1838.3	1899.5	1947.2	1998.4	2038.8	2068.5	2096.3	2100.0
7.5°	1558.8	1572.3	1637.9	1714.4	1802.4	1865.4	1942.7	2010.1	2057.8	2102.7	2112.6
10°	1424.9	1437.5	1510.3	1609.1	1686.4	1768.3	1848.3	1903.1	1965.1	2003.8	2022.7
12.5°	1360.1	1375.4	1444.6	1534.5	1613.6	1692.8	1752.9	1800.6	1835.7	1842.8	1848.3
15°	1385.3	1393.4	1469.8	1549.8	1612.7	1652.3	1668.4	1697.3	1694.5	1708.9	1711.6
17.5°	1486.9	1483.3	1564.2	1619.9	1650.5	1646.0	1620.9	1605.5	1578.6	1570.4	1593.9
20°	1661.3	1673.9	1726.0	1760.2	1728.7	1655.9	1586.7	1539.0	1501.3	1488.7	1485.9
22.5°	1865.4	1881.5	1938.2	1920.2	1840.2	1707.1	1581.3	1504.9	1458.1	1444.6	1439.2
25°	2079.2	2090.1	2118.8	2057.8	1945.3	1772.8	1619.0	1512.0	1450.0	1430.3	1427.5
27.5°	2251.9	2262.7	2249.2	2179.1	2016.3	1846.4	1671.2	1544.5	1463.5	1443.7	1434.7
30°	2393.0	2398.4	2353.5	2266.2	2104.4	1928.3	1739.5	1601.0	1506.7	1461.7	1455.5
32.5°	2551.2	2547.7	2460.4	2340.0	2179.1	2002.0	1817.7	1664.9	1548.0	1493.2	1483.3
35°	2724.7	2693.3	2539.6	2412.8	2230.3	2058.6	1888.7	1732.3	1614.5	1541.7	1529.1
37.5°	2879.4	2847.0	2641.2	2470.3	2281.6	2102.7	1944.4	1819.5	1716.1	1649.6	1644.2
40°	2999.8	2960.3	2718.5	2509.0	2306.8	2135.0	2010.1	1929.2	1860.8	1806.9	1806.9
42.5°	3096.9	3053.7	2794.0	2553.9	2329.2	2184.5	2119.8	2091.8	2077.5	2047.8	2058.6
45°	3190.4	3146.4	2856.0	2582.7	2379.6	2280.7	2289.7	2313.9	2357.1	2340.0	2355.2
47.5°	3279.4	3236.2	2926.2	2628.6	2476.7	2453.2	2500.0	2597.1	2681.6	2748.2	2794.9
50°	3428.6	3377.4	3052.0	2763.4	2629.5	2641.2	2776.0	2966.6	3104.1	3165.2	3161.6
52.5°	3711.8	3638.9	3322.5	3015.1	2847.9	2912.6	3071.7	3311.8	3491.5	3539.2	3558.1
55°	4057.9	4000.4	3713.6	3348.6	3227.3	3249.7	3447.5	3719.0	3857.4	3906.9	3923.0
57.5°	4261.1	4245.8	4066.0	3705.5	3587.8	3578.8	3836.8	4058.8	4178.3	4225.1	4210.8
59°	4308.7	4313.2	4210.8	3958.1	3796.3	3776.5	4039.0	4244.8	4344.7	4359.1	4351.8
60°	4304.2	4329.4	4316.8	4096.5	3928.4	3903.3	4124.4	4320.4	4404.0	4426.5	4401.3
62.5°	4211.6	4254.8	4374.3	4350.9	4227.8	4099.3	4203.5	4345.6	4399.5	4377.9	4359.1
65°	4001.3	4057.9	4224.2	4431.0	4312.4	4064.2	3881.7	3897.9	3979.7	3925.8	3951.9
67.5°	3638.1	3702.8	3791.0	4260.2	4087.6	3671.4	3357.6	3203.9	3165.2	3217.4	3300.0
70°	2959.4	3001.6	3224.5	3888.0	3589.5	3017.8	2624.1	2419.1	2350.7	2471.2	2555.7
72.5°	2087.4	2150.3	2444.2	3217.4	2953.1	2417.3	1985.8	1797.0	1728.7	1734.1	1807.8
75°	1270.2	1355.6	1708.0	2544.1	2327.4	1851.8	1512.9	1377.2	1356.5	1344.9	1332.3
77.5°	837.8	870.2	1122.8	1755.7	1569.6	1316.9	1135.4	1191.1	1253.1	1266.6	1282.8
80°	568.1	578.1	728.1	1231.5	1033.8	972.7	917.8	1049.0	1166.9	1188.5	1176.7
82.5°	349.6	379.3	507.9	830.6	824.4	795.5	725.5	828.0	906.1	919.6	943.9
85°	121.3	126.7	311.9	733.6	837.8	846.8	597.8	472.0	530.4	520.5	374.0
87.5°	52.2	58.4	97.1	490.8	567.2	469.2	273.3	242.7	187.0	105.2	101.6
90°	8.7	8.7	7.8	10.6	20.7	16.7	16.3	10.8	8.2	7.7	7.2
92.5°	4.1	4.1	4.1	4.6	5.1	5.6	6.1	6.1	6.1	6.1	6.1
95°	5.1	5.1	5.1	5.6	6.1	6.6	7.2	7.2	7.2	7.2	7.2
97.5°	7.2	7.2	7.2	7.7	8.2	8.2	8.2	8.7	9.2	9.2	9.2
100°	8.2	8.2	8.2	8.7	9.2	9.7	10.2	11.3	12.3	16.9	21.5
102.5°	11.3	11.3	11.3	12.3	13.3	15.9	18.4	23.0	27.6	34.3	40.9
105°	21.5	21.7	22.5	25.1	27.6	32.2	36.8	43.0	49.1	56.8	64.4
107.5°	41.9	42.1	43.0	46.5	50.1	54.7	59.3	67.0	74.7	82.3	90.0



REPORT NUMBER: P227165

CATALOG NUMBER: ISW-AF-1000-LED-E1-SLL-ULG

CANDELA DISTRIBUTION (continued):

	0°	1°	5°	10°	15°	20°	25°	30°	35°	40°	45°
110°	67.5	67.9	69.6	72.6	75.7	82.3	89.0	96.7	104.3	110.5	116.6
112.5°	101.3	101.3	101.3	104.9	108.4	116.1	123.8	130.4	137.1	141.7	146.3
115°	143.2	143.0	142.2	146.3	150.4	156.5	162.6	167.3	171.9	174.9	178.0
117.5°	188.2	188.2	188.2	190.8	193.3	197.4	201.5	204.1	206.6	208.2	209.7
120°	230.2	229.8	228.1	229.7	231.2	234.8	238.3	240.4	242.4	245.5	248.6
122.5°	269.0	268.4	266.0	266.5	267.0	270.1	273.1	275.2	277.2	280.3	283.4
125°	304.8	304.0	300.7	301.8	302.8	304.3	305.9	308.9	312.0	314.6	317.1
127.5°	337.6	337.4	336.6	336.6	336.6	338.6	340.6	343.7	346.8	347.3	347.8
130°	371.3	370.9	369.3	369.8	370.3	372.4	374.4	376.4	378.5	379.5	380.5
132.5°	405.1	404.7	403.0	402.5	402.0	406.1	410.2	411.7	413.3	413.8	414.3
135°	438.8	438.2	435.8	435.8	435.8	438.8	441.9	443.4	445.0	446.0	447.0
137.5°	470.6	469.9	467.5	468.5	469.5	470.0	470.6	472.6	474.6	476.7	478.7
140°	499.2	498.6	496.1	497.2	498.2	499.2	500.2	501.2	502.3	505.3	508.4
142.5°	529.9	529.3	526.8	527.8	528.9	529.4	529.9	531.4	533.0	535.0	537.0
145°	562.6	561.8	558.5	557.5	556.5	558.0	559.6	561.1	562.6	563.1	563.6
147.5°	588.2	587.6	585.1	584.6	584.1	585.6	587.2	587.2	587.2	587.7	588.2
150°	608.7	608.0	605.6	606.1	606.6	606.6	606.6	606.6	606.6	606.6	606.6
152.5°	625.0	624.4	622.0	622.0	622.0	622.5	623.0	623.5	624.0	624.0	624.0
155°	643.4	642.6	639.3	639.3	639.3	640.4	641.4	642.9	644.5	643.4	642.4
157.5°	660.8	660.2	657.8	657.8	657.8	658.3	658.8	659.8	660.8	660.3	659.8
160°	678.2	677.6	675.1	674.6	674.1	672.6	671.1	670.5	670.0	670.0	670.0
162.5°	688.4	687.6	684.4	684.4	684.4	682.3	680.3	678.2	676.2	677.2	678.2
165°	696.6	696.0	693.6	692.5	691.5	691.5	691.5	690.0	688.4	688.4	688.4
167.5°	705.8	705.2	702.8	701.2	699.7	700.7	701.7	702.8	703.8	702.3	700.7
170°	714.0	713.4	711.0	709.4	707.9	707.9	707.9	708.4	708.9	707.9	706.9
172.5°	715.0	714.6	713.0	712.0	711.0	709.9	708.9	707.4	705.8	705.8	705.8
175°	716.1	715.7	714.0	713.5	713.0	712.0	711.0	708.9	706.9	706.3	705.8
177.5°	723.2	722.8	721.2	718.6	716.1	715.6	715.0	714.0	713.0	712.0	711.0
180°	716.1	716.1	716.1	716.1	716.1	716.1	716.1	716.1	716.1	716.1	716.1



REPORT NUMBER: P227165

CATALOG NUMBER: ISW-AF-1000-LED-E1-SLL-ULG

CANDELA DISTRIBUTION (continued):

	50°	55°	60°	65°	70°	75°	80°	85°	90°	95°	100°
0°	1764.7	1764.7	1764.7	1764.7	1764.7	1764.7	1764.7	1764.7	1764.7	1764.7	1764.7
2.5°	1977.7	1966.0	1973.2	1963.3	1947.2	1936.3	1923.8	1907.6	1888.7	1863.5	1838.3
5°	2091.8	2082.9	2060.4	2028.1	1983.1	1945.3	1900.4	1847.3	1803.4	1746.7	1693.6
7.5°	2101.8	2087.4	2046.0	1985.8	1916.6	1846.4	1793.4	1707.1	1651.3	1561.5	1501.3
10°	2011.8	2012.8	1971.4	1914.8	1842.8	1760.2	1683.8	1589.4	1507.5	1415.9	1315.2
12.5°	1879.7	1892.4	1894.1	1843.8	1773.7	1686.4	1601.0	1511.1	1409.5	1311.6	1218.9
15°	1729.6	1765.5	1768.3	1755.7	1718.8	1645.1	1566.9	1485.9	1382.6	1275.6	1171.4
17.5°	1595.7	1629.8	1661.3	1690.0	1691.9	1656.8	1609.1	1540.0	1436.5	1310.7	1188.5
20°	1494.0	1530.9	1584.9	1637.9	1696.4	1714.4	1717.9	1673.9	1563.3	1409.5	1244.1
22.5°	1451.8	1494.9	1549.8	1649.6	1752.9	1816.8	1852.8	1852.8	1736.8	1557.0	1335.9
25°	1442.9	1477.9	1561.5	1685.5	1824.0	1935.4	2003.8	2049.6	1966.0	1746.7	1449.1
27.5°	1449.1	1496.8	1600.1	1726.9	1871.6	2014.6	2126.9	2206.9	2128.8	1876.1	1554.3
30°	1474.3	1545.3	1652.3	1783.5	1932.8	2083.8	2219.5	2321.1	2263.6	1993.9	1654.1
32.5°	1518.4	1604.6	1726.0	1844.7	1993.0	2156.6	2290.6	2424.5	2382.2	2075.7	1707.1
35°	1583.9	1685.5	1796.1	1915.7	2057.8	2221.3	2364.2	2539.6	2524.2	2178.2	1760.2
37.5°	1690.0	1794.4	1895.9	1998.4	2133.3	2292.3	2470.3	2694.1	2681.6	2330.1	1845.6
40°	1877.0	1938.2	2013.7	2079.2	2206.1	2358.0	2548.6	2821.8	2866.8	2460.4	1921.1
42.5°	2108.9	2144.9	2166.5	2184.5	2249.2	2392.2	2605.1	2907.2	2981.0	2557.6	1979.5
45°	2404.8	2393.9	2350.7	2309.4	2302.3	2411.9	2631.2	2970.1	3070.8	2651.9	2038.8
47.5°	2754.4	2731.1	2613.2	2477.5	2402.0	2447.8	2677.1	3062.7	3181.4	2776.0	2112.6
50°	3158.1	3103.2	2910.8	2681.6	2542.2	2549.4	2793.1	3191.3	3327.0	2937.8	2250.1
52.5°	3532.0	3434.0	3204.8	2901.8	2702.2	2726.6	3001.6	3457.4	3625.5	3205.7	2481.2
55°	3861.9	3736.1	3488.9	3157.1	2976.5	3018.7	3335.1	3809.8	3968.9	3524.8	2714.8
57.5°	4142.4	4008.4	3764.9	3472.7	3248.0	3283.0	3632.7	4137.0	4244.0	3811.6	2938.7
59°	4270.1	4137.9	3913.2	3643.4	3433.1	3506.9	3843.0	4299.8	4345.6	3922.2	3024.0
60°	4332.1	4199.9	4002.2	3738.8	3546.4	3643.4	3954.5	4422.8	4383.3	3938.4	3056.5
62.5°	4327.6	4235.0	4104.7	3924.9	3889.8	4051.6	4316.8	4581.1	4409.4	3891.6	3077.1
65°	3972.5	3964.4	3883.5	3904.2	4050.7	4300.6	4463.3	4607.2	4355.4	3705.5	2977.4
67.5°	3313.5	3346.8	3357.6	3484.4	3826.9	4251.2	4394.1	4422.0	4120.9	3307.3	2667.2
70°	2558.4	2484.7	2606.1	2829.9	3323.5	3870.0	4073.2	3976.1	3640.8	2769.7	2178.2
72.5°	1811.4	1833.0	2007.3	2297.8	2800.2	3366.6	3684.9	3155.4	2739.2	2073.0	1544.5
75°	1362.8	1464.4	1549.0	1803.4	2274.3	2883.9	3146.4	2169.2	1784.4	1429.4	1010.5
77.5°	1306.2	1298.1	1233.4	1287.3	1639.7	2019.9	2244.7	1353.9	1117.4	934.9	610.4
80°	1207.3	1138.0	1020.3	968.2	1032.9	1297.2	1424.9	870.2	743.5	653.6	344.3
82.5°	936.7	890.0	765.9	762.3	861.2	921.5	979.9	616.6	559.1	529.5	211.2
85°	594.2	610.4	625.6	763.2	955.6	966.4	762.3	375.7	294.8	415.3	134.8
87.5°	176.2	286.7	347.9	590.7	861.2	863.9	573.6	123.2	110.6	129.4	78.3
90°	7.2	7.2	8.2	9.2	9.2	9.2	9.1	7.2	7.2	7.2	8.2
92.5°	6.6	7.2	7.2	7.2	6.6	6.1	6.1	6.1	6.1	6.1	6.1
95°	7.2	7.2	7.7	8.2	7.7	7.2	7.2	7.2	7.2	7.2	7.2
97.5°	10.7	12.3	11.3	10.2	9.7	9.2	8.7	8.2	8.2	8.2	8.7
100°	25.6	29.7	28.1	26.6	25.1	23.5	21.5	19.4	19.4	19.4	21.5
102.5°	46.0	51.1	49.6	48.1	45.5	43.0	41.4	39.9	38.9	39.9	41.4
105°	69.0	73.7	72.6	71.6	69.0	66.5	64.4	62.4	62.4	62.4	64.4
107.5°	93.6	97.2	96.7	96.2	94.1	92.1	90.5	89.0	88.0	89.0	90.5

REPORT NUMBER: P227165

CATALOG NUMBER: ISW-AF-1000-LED-E1-SLL-ULG

CANDELA DISTRIBUTION (continued):

	50°	55°	60°	65°	70°	75°	80°	85°	90°	95°	100°
110°	119.7	122.8	123.3	123.8	122.8	121.7	120.2	118.7	119.7	118.7	120.2
112.5°	148.8	151.4	152.4	153.4	152.9	152.4	151.4	150.4	150.4	150.4	151.4
115°	180.6	183.1	184.6	186.2	184.6	183.1	182.1	181.1	182.1	181.1	182.1
117.5°	212.8	215.8	217.9	219.9	217.4	214.8	213.8	212.8	213.8	212.8	213.8
120°	250.1	251.6	253.7	255.7	253.2	250.6	249.6	248.6	248.6	248.6	249.6
122.5°	284.4	285.4	287.4	289.5	286.9	284.4	283.4	282.3	283.4	282.3	283.4
125°	318.6	320.2	321.2	322.2	319.7	317.1	317.1	317.1	317.1	317.1	317.1
127.5°	350.4	352.9	353.4	353.9	353.9	353.9	353.4	352.9	355.0	352.9	353.4
130°	383.1	385.7	387.7	389.7	389.7	389.7	388.7	387.7	388.7	387.7	388.7
132.5°	417.4	420.4	423.0	425.5	424.5	423.5	423.5	423.5	424.5	423.5	423.5
135°	450.1	453.2	455.7	458.3	457.8	457.3	458.8	460.3	461.4	460.3	458.8
137.5°	481.3	483.9	484.9	485.9	486.4	486.9	489.5	492.0	493.1	492.0	489.5
140°	509.9	511.5	512.5	513.5	514.5	515.6	518.1	520.7	522.7	520.7	518.1
142.5°	538.1	539.1	542.2	545.2	545.2	545.2	545.7	546.3	548.3	546.3	545.7
145°	566.2	568.8	571.8	574.9	574.4	573.9	572.3	570.8	572.9	570.8	572.3
147.5°	590.8	593.3	595.9	598.4	598.9	599.4	597.9	596.4	598.4	596.4	597.9
150°	608.7	610.7	612.2	613.8	615.3	616.8	618.4	619.9	624.0	619.9	618.4
152.5°	624.5	625.0	626.6	628.1	630.1	632.2	634.7	637.3	642.4	637.3	634.7
155°	641.4	640.4	642.9	645.5	648.0	650.6	651.6	652.6	655.7	652.6	651.6
157.5°	659.3	658.8	660.8	662.9	663.9	664.9	664.9	664.9	670.0	664.9	664.9
160°	671.6	673.1	676.2	679.2	677.7	676.2	675.7	675.1	681.3	675.1	675.7
162.5°	680.3	682.3	684.4	686.4	685.9	685.4	684.4	683.3	689.5	683.3	684.4
165°	687.9	687.4	690.0	692.5	694.1	695.6	694.6	693.6	697.7	693.6	694.6
167.5°	697.1	693.6	696.6	699.7	701.7	703.8	703.8	703.8	709.9	703.8	703.8
170°	704.3	701.7	703.3	704.8	707.4	709.9	711.0	712.0	717.1	712.0	711.0
172.5°	705.3	704.8	706.3	707.9	708.9	709.9	711.0	712.0	717.1	712.0	711.0
175°	705.8	705.8	708.4	711.0	711.5	712.0	711.0	709.9	715.0	709.9	711.0
177.5°	710.4	709.9	712.5	715.0	716.1	717.1	715.6	714.0	718.1	714.0	715.6
180°	716.1	716.1	716.1	716.1	716.1	716.1	716.1	716.1	716.1	716.1	716.1



REPORT NUMBER: P227165

CATALOG NUMBER: ISW-AF-1000-LED-E1-SLL-ULG

CANDELA DISTRIBUTION (continued):

	105°	110°	115°	120°	125°	130°	135°	140°	145°	150°	155°
0°	1764.7	1764.7	1764.7	1764.7	1764.7	1764.7	1764.7	1764.7	1764.7	1764.7	1764.7
2.5°	1812.3	1808.7	1783.5	1741.3	1744.8	1725.1	1699.9	1659.4	1651.3	1628.9	1625.4
5°	1648.7	1606.4	1551.6	1485.1	1460.0	1425.8	1390.7	1365.5	1334.0	1305.3	1344.0
7.5°	1430.3	1368.2	1304.4	1234.3	1193.8	1138.0	1108.4	1050.9	1008.6	1000.5	967.3
10°	1247.8	1169.5	1096.7	1033.8	958.3	906.1	868.4	837.0	808.1	773.1	751.6
12.5°	1126.4	1038.3	961.0	882.8	846.8	803.6	780.3	750.6	709.3	679.6	650.8
15°	1071.5	976.3	891.8	823.5	771.3	730.9	689.5	653.6	608.6	575.3	542.1
17.5°	1064.4	940.3	833.3	756.9	700.3	656.2	601.4	553.7	498.9	462.1	434.2
20°	1072.5	913.4	779.4	679.6	622.1	544.7	493.6	435.1	381.2	332.7	288.6
22.5°	1104.8	899.0	726.4	616.6	531.3	443.1	388.3	313.7	267.9	221.2	204.1
25°	1148.9	890.0	680.5	547.5	439.6	352.4	277.7	215.7	195.1	183.4	177.1
27.5°	1195.6	873.8	629.3	483.7	365.9	259.8	207.7	181.6	173.5	167.3	162.8
30°	1230.7	842.3	566.3	415.3	291.2	222.1	185.2	168.1	162.8	155.5	151.0
32.5°	1246.0	793.8	509.7	350.6	245.4	190.6	161.8	151.9	146.5	140.2	137.6
35°	1243.3	739.0	481.0	325.4	224.7	169.0	142.0	135.7	128.6	122.2	116.0
37.5°	1246.0	688.7	458.5	319.2	215.7	152.8	129.4	125.0	119.6	113.2	107.9
40°	1256.7	660.7	447.6	305.7	208.6	146.5	119.6	115.1	114.2	107.0	102.5
42.5°	1261.2	663.4	442.3	286.7	190.6	144.7	119.6	109.7	109.7	104.2	98.9
45°	1255.9	683.2	445.9	276.0	177.1	135.7	125.8	109.7	107.0	102.5	97.1
47.5°	1272.0	697.6	445.9	274.2	168.1	126.7	119.6	120.5	108.7	103.4	95.3
50°	1338.5	711.1	436.9	271.5	165.4	117.7	113.2	118.7	122.2	105.2	96.2
52.5°	1456.3	728.1	427.0	267.0	161.8	110.6	105.2	111.5	125.0	110.6	96.2
55°	1576.8	758.7	420.7	259.8	156.4	106.1	95.3	107.0	114.2	109.7	95.3
57.5°	1705.4	792.0	414.4	242.7	143.8	101.6	91.7	93.5	102.5	106.1	92.6
59°	1744.0	808.1	409.0	230.2	133.1	98.0	89.0	86.3	91.7	101.6	90.8
60°	1771.9	809.1	402.7	219.3	126.7	96.2	87.2	83.6	85.4	104.2	91.7
62.5°	1774.5	808.1	383.0	196.9	114.2	92.6	84.5	80.0	78.3	87.2	93.5
65°	1663.1	770.4	347.0	185.2	115.1	89.0	80.0	76.4	72.8	74.6	80.9
67.5°	1454.5	673.3	309.2	187.9	121.3	86.3	76.4	72.8	70.1	68.3	71.0
70°	1100.3	559.1	298.5	194.2	126.7	84.5	71.0	67.4	65.7	64.8	64.8
72.5°	762.3	460.2	286.7	198.7	131.2	83.6	65.7	62.0	61.2	60.3	60.3
75°	490.8	334.4	237.3	169.0	119.6	76.4	59.3	55.8	54.8	53.9	54.8
77.5°	290.3	233.7	174.4	118.7	87.2	61.2	51.2	48.6	48.6	48.6	49.4
80°	160.9	138.4	116.0	76.4	62.0	45.8	42.2	39.6	39.6	40.4	42.2
82.5°	96.2	76.4	65.7	48.6	42.2	32.3	31.5	29.7	30.6	31.5	33.2
85°	62.9	48.6	39.6	32.3	28.7	20.7	18.0	18.9	19.7	21.6	22.5
87.5°	35.1	27.0	21.6	18.9	17.1	9.0	7.2	7.2	9.0	10.7	12.6
90°	9.2	9.2	9.2	8.2	7.2	7.2	7.2	7.7	8.2	8.2	8.2
92.5°	6.1	6.6	7.2	7.2	7.2	6.6	6.1	6.1	6.1	6.1	6.1
95°	7.2	7.7	8.2	7.7	7.2	7.2	7.2	7.2	7.2	7.2	7.2
97.5°	9.2	9.7	10.2	11.3	12.3	10.7	9.2	9.2	9.2	8.7	8.2
100°	23.5	25.1	26.6	28.1	29.7	25.6	21.5	16.9	12.3	11.3	10.2
102.5°	43.0	45.5	48.1	49.6	51.1	46.0	40.9	34.3	27.6	23.0	18.4
105°	66.5	69.0	71.6	72.6	73.7	69.0	64.4	56.8	49.1	43.0	36.8
107.5°	92.1	94.1	96.2	96.7	97.2	93.6	90.0	82.3	74.7	67.0	59.3

REPORT NUMBER: P227165
 CATALOG NUMBER: ISW-AF-1000-LED-E1-SLL-ULG

REPORT N
 CATALOG

CANDELA DISTRIBUTION (continued):

CANDELA

	105°	110°	115°	120°	125°	130°	135°	140°	145°	150°	155°	
110°	121.7	122.8	123.8	123.3	122.8	119.7	116.6	110.5	104.3	96.7	89.0	0°
112.5°	152.4	152.9	153.4	152.4	151.4	148.8	146.3	141.7	137.1	130.4	123.8	2.5°
115°	183.1	184.6	186.2	184.6	183.1	180.6	178.0	174.9	171.9	167.3	162.6	5°
117.5°	214.8	217.4	219.9	217.9	215.8	212.8	209.7	208.2	206.6	204.1	201.5	7.5°
120°	250.6	253.2	255.7	253.7	251.6	250.1	248.6	245.5	242.4	240.4	238.3	10°
122.5°	284.4	286.9	289.5	287.4	285.4	284.4	283.4	280.3	277.2	275.2	273.1	12.5°
125°	317.1	319.7	322.2	321.2	320.2	318.6	317.1	314.6	312.0	308.9	305.9	15°
127.5°	353.9	353.9	353.9	353.4	352.9	350.4	347.8	347.3	346.8	343.7	340.6	17.5°
130°	389.7	389.7	389.7	387.7	385.7	383.1	380.5	379.5	378.5	376.4	374.4	20°
132.5°	423.5	424.5	425.5	423.0	420.4	417.4	414.3	413.8	413.3	411.7	410.2	22.5°
135°	457.3	457.8	458.3	455.7	453.2	450.1	447.0	446.0	445.0	443.4	441.9	25°
137.5°	486.9	486.4	485.9	484.9	483.9	481.3	478.7	476.7	474.6	472.6	470.6	27.5°
140°	515.6	514.5	513.5	512.5	511.5	509.9	508.4	505.3	502.3	501.2	500.2	30°
142.5°	545.2	545.2	545.2	542.2	539.1	538.1	537.0	535.0	533.0	531.4	529.9	32.5°
145°	573.9	574.4	574.9	571.8	568.8	566.2	563.6	563.1	562.6	561.1	559.6	35°
147.5°	599.4	598.9	598.4	595.9	593.3	590.8	588.2	587.7	587.2	587.2	587.2	37.5°
150°	616.8	615.3	613.8	612.2	610.7	608.7	606.6	606.6	606.6	606.6	606.6	40°
152.5°	632.2	630.1	628.1	626.6	625.0	624.5	624.0	624.0	624.0	623.5	623.0	42.5°
155°	650.6	648.0	645.5	642.9	640.4	641.4	642.4	643.4	644.5	642.9	641.4	45°
157.5°	664.9	663.9	662.9	660.8	658.8	659.3	659.8	660.3	660.8	659.8	658.8	47.5°
160°	676.2	677.7	679.2	676.2	673.1	671.6	670.0	670.0	670.0	670.5	671.1	50°
162.5°	685.4	685.9	686.4	684.4	682.3	680.3	678.2	677.2	676.2	678.2	680.3	52.5°
165°	695.6	694.1	692.5	690.0	687.4	687.9	688.4	688.4	688.4	690.0	691.5	55°
167.5°	703.8	701.7	699.7	696.6	693.6	697.1	700.7	702.3	703.8	702.8	701.7	57.5°
170°	709.9	707.4	704.8	703.3	701.7	704.3	706.9	707.9	708.9	708.4	707.9	59°
172.5°	709.9	708.9	707.9	706.3	704.8	705.3	705.8	705.8	705.8	707.4	708.9	60°
175°	712.0	711.5	711.0	708.4	705.8	705.8	705.8	706.3	706.9	708.9	711.0	62.5°
177.5°	717.1	716.1	715.0	712.5	709.9	710.4	711.0	712.0	713.0	714.0	715.0	65°
180°	716.1	716.1	716.1	716.1	716.1	716.1	716.1	716.1	716.1	716.1	716.1	67.5°
												70°
												72.5°
												75°
												77.5°
												80°
												82.5°
												85°
												87.5°
												90°
												92.5°
												95°
												97.5°
												100°
												102.5°
												105°
												107.5°

NUMBER: P227165
 NUMBER: ISW-AF-1000-LED-E1-SLL-ULG

REPORT NUMBER: P
 CATALOG NUMBER:

DISTRIBUTION (continued):

CANDELA DISTRIBUTION

160°	165°	170°	175°	180°	185°	190°	195°	200°	205°	210°	110°	160°
1764.7	1764.7	1764.7	1764.7	1764.7	1764.7	1764.7	1764.7	1764.7	1764.7	1764.7	110°	82.3
1637.9	1611.9	1583.9	1563.3	1572.3	1542.6	1545.3	1537.2	1533.6	1531.9	1512.9	112.5°	116.1
1297.2	1307.1	1265.7	1270.2	1282.8	1252.3	1231.5	1265.7	1261.2	1230.7	1247.8	115°	156.5
934.9	937.6	918.7	876.5	876.5	899.0	907.1	923.2	934.1	971.8	948.4	117.5°	197.4
714.6	689.5	670.6	651.7	641.0	618.5	623.9	643.6	656.2	677.8	694.9	120°	234.8
621.1	593.3	560.1	531.3	516.0	495.3	481.8	477.3	481.8	468.3	469.2	122.5°	270.1
516.0	490.8	454.0	438.6	409.9	393.7	384.7	373.1	364.1	345.2	337.1	125°	304.3
400.1	366.7	329.0	329.0	308.3	294.8	291.2	288.6	283.2	273.3	263.4	127.5°	338.6
266.1	244.5	222.9	212.2	214.0	212.2	206.7	215.7	215.7	219.3	217.6	130°	372.4
194.2	190.6	182.5	176.2	172.6	171.7	172.6	175.3	180.7	185.2	189.7	132.5°	406.1
174.4	172.6	165.4	159.1	158.3	156.4	156.4	159.1	160.0	160.9	160.0	135°	438.8
161.8	158.3	151.9	147.4	145.7	144.7	145.7	142.9	141.2	142.0	141.2	137.5°	470.0
146.5	143.8	137.6	133.9	133.1	133.1	130.3	129.4	127.7	128.6	127.7	140°	499.2
134.8	131.2	125.0	120.5	120.5	119.6	120.5	119.6	118.7	117.7	117.7	142.5°	529.4
113.2	112.3	106.1	104.2	105.2	107.9	107.9	107.9	108.7	107.9	107.9	145°	558.0
105.2	104.2	98.0	93.5	92.6	92.6	92.6	94.4	97.1	98.0	99.7	147.5°	585.6
99.7	98.9	92.6	89.0	87.2	86.3	85.4	85.4	86.3	89.9	92.6	150°	606.6
96.2	94.4	88.1	83.6	82.7	81.8	80.9	80.9	80.9	81.8	84.5	152.5°	622.5
94.4	91.7	84.5	80.0	78.3	77.3	77.3	78.3	77.3	77.3	77.3	155°	640.4
91.7	89.9	82.7	77.3	75.5	75.5	74.6	74.6	74.6	72.8	72.8	157.5°	658.3
90.8	88.1	80.9	75.5	73.8	72.8	71.9	72.8	71.0	70.1	69.3	160°	672.6
89.0	85.4	77.3	72.8	71.9	70.1	69.3	69.3	69.3	67.4	67.4	162.5°	682.3
88.1	83.6	75.5	71.0	69.3	67.4	66.5	66.5	68.3	66.5	66.5	165°	691.5
87.2	80.9	72.8	67.4	66.5	64.8	63.8	64.8	67.4	65.7	64.8	167.5°	700.7
83.6	79.1	71.0	66.5	64.8	62.9	62.0	62.9	64.8	64.8	64.8	170°	707.9
81.8	77.3	69.3	64.8	63.8	62.0	61.2	61.2	63.8	63.8	62.9	172.5°	709.9
79.1	75.5	67.4	62.0	60.3	60.3	59.3	59.3	60.3	60.3	61.2	175°	712.0
75.5	73.8	65.7	59.3	58.4	57.5	57.5	57.5	57.5	59.3	59.3	177.5°	715.6
71.9	71.0	62.9	57.5	55.8	55.8	55.8	55.8	55.8	56.7	57.5	180°	716.1
66.5	66.5	59.3	53.9	53.0	52.2	52.2	52.2	52.2	53.0	53.9		
61.2	62.0	54.8	49.4	48.6	48.6	48.6	48.6	49.4	49.4	50.3		
55.8	56.7	49.4	44.1	44.1	44.1	44.1	44.1	44.1	44.1	45.8		
50.3	50.3	42.2	36.8	37.7	38.7	39.6	38.7	38.7	39.6	42.2		
43.2	42.2	35.1	30.6	30.6	32.3	33.2	32.3	33.2	33.2	36.8		
34.2	34.2	27.0	22.5	22.5	26.1	26.1	26.1	27.0	27.8	30.6		
26.1	25.2	18.9	15.2	15.2	18.0	18.9	19.7	20.7	21.6	23.3		
15.2	15.2	9.9	6.3	7.2	8.1	10.7	10.7	10.7	12.6	15.2		
7.7	8.1	6.1	5.1	5.1	5.1	6.1	7.2	7.7	8.2	8.2		
5.6	5.1	4.6	4.1	4.1	4.1	4.6	5.1	5.6	6.1	6.1		
6.6	6.1	5.6	5.1	5.1	5.1	5.6	6.1	6.6	7.2	7.2		
8.2	8.2	7.7	7.2	7.2	7.2	7.7	8.2	8.2	8.2	8.7		
9.7	9.2	8.7	8.2	8.2	8.2	8.7	9.2	9.7	10.2	11.3		
15.9	13.3	12.3	11.3	11.3	11.3	12.3	13.3	15.9	18.4	23.0		
32.2	27.6	25.1	22.5	21.5	22.5	25.1	27.6	32.2	36.8	43.0		
54.7	50.1	46.5	43.0	41.9	43.0	46.5	50.1	54.7	59.3	67.0		

'227165
 ISW-AF-1000-LED-E1-SLL-ULG

REPORT NUMBER: P227165
 CATALOG NUMBER: ISW-AF-10

TION (continued):

CANDELA DISTRIBUTION (con

165°	170°	175°	180°	185°	190°	195°	200°	205°	210°		215°	220°
75.7	72.6	69.6	67.5	69.6	72.6	75.7	82.3	89.0	96.7	0°	1764.7	1764.7
108.4	104.9	101.3	101.3	101.3	104.9	108.4	116.1	123.8	130.4	2.5°	1529.1	1528.2
150.4	146.3	142.2	143.2	142.2	146.3	150.4	156.5	162.6	167.3	5°	1255.0	1246.9
193.3	190.8	188.2	188.2	188.2	190.8	193.3	197.4	201.5	204.1	7.5°	972.7	1002.4
231.2	229.7	228.1	230.2	228.1	229.7	231.2	234.8	238.3	240.4	10°	701.2	721.9
267.0	266.5	266.0	269.0	266.0	266.5	267.0	270.1	273.1	275.2	12.5°	488.2	498.9
302.8	301.8	300.7	304.8	300.7	301.8	302.8	304.3	305.9	308.9	15°	336.2	357.8
336.6	336.6	336.6	337.6	336.6	336.6	336.6	338.6	340.6	343.7	17.5°	261.6	264.3
370.3	369.8	369.3	371.3	369.3	369.8	370.3	372.4	374.4	376.4	20°	215.7	217.6
402.0	402.5	403.0	405.1	403.0	402.5	402.0	406.1	410.2	411.7	22.5°	191.5	195.1
435.8	435.8	435.8	438.8	435.8	435.8	435.8	438.8	441.9	443.4	25°	160.9	164.5
469.5	468.5	467.5	470.6	467.5	468.5	469.5	470.0	470.6	472.6	27.5°	142.0	145.7
498.2	497.2	496.1	499.2	496.1	497.2	498.2	499.2	500.2	501.2	30°	130.3	132.2
528.9	527.8	526.8	529.9	526.8	527.8	528.9	529.4	529.9	531.4	32.5°	118.7	118.7
556.5	557.5	558.5	562.6	558.5	557.5	556.5	558.0	559.6	561.1	35°	108.7	109.7
584.1	584.6	585.1	588.2	585.1	584.6	584.1	585.6	587.2	587.2	37.5°	101.6	103.4
606.6	606.1	605.6	608.7	605.6	606.1	606.6	606.6	606.6	606.6	40°	95.3	96.2
622.0	622.0	622.0	625.0	622.0	622.0	622.0	622.5	623.0	623.5	42.5°	86.3	88.1
639.3	639.3	639.3	643.4	639.3	639.3	639.3	640.4	641.4	642.9	45°	78.3	79.1
657.8	657.8	657.8	660.8	657.8	657.8	657.8	658.3	658.8	659.8	47.5°	72.8	72.8
674.1	674.6	675.1	678.2	675.1	674.6	674.1	672.6	671.1	670.5	50°	69.3	70.1
684.4	684.4	684.4	688.4	684.4	684.4	684.4	682.3	680.3	678.2	52.5°	67.4	68.3
691.5	692.5	693.6	696.6	693.6	692.5	691.5	691.5	691.5	690.0	55°	66.5	68.3
699.7	701.2	702.8	705.8	702.8	701.2	699.7	700.7	701.7	702.8	57.5°	66.5	67.4
707.9	709.4	711.0	714.0	711.0	709.4	707.9	707.9	707.9	708.4	59°	65.7	66.5
711.0	712.0	713.0	715.0	713.0	712.0	711.0	709.9	708.9	707.4	60°	65.7	67.4
713.0	713.5	714.0	716.1	714.0	713.5	713.0	712.0	711.0	708.9	62.5°	62.9	64.8
716.1	718.6	721.2	723.2	721.2	718.6	716.1	715.6	715.0	714.0	65°	61.2	62.9
716.1	716.1	716.1	716.1	716.1	716.1	716.1	716.1	716.1	716.1	67.5°	58.4	61.2
										70°	55.8	58.4
										72.5°	52.2	55.8
										75°	48.6	51.2
										77.5°	44.1	46.7
										80°	38.7	39.6
										82.5°	32.3	32.3
										85°	24.2	21.6
										87.5°	13.5	14.4
										90°	8.2	7.7
										92.5°	6.1	6.1
										95°	7.2	7.2
										97.5°	9.2	9.2
										100°	12.3	16.9
										102.5°	27.6	34.3
										105°	49.1	56.8
										107.5°	74.7	82.3



REPORT NUMBER: P227165

CATALOG NUMBER: ISW-AF-1000-LED-E:

000-LED-E1-SLL-ULG

tinued):

CANDELA DISTRIBUTION (continued):

225°	230°	235°	240°	245°	250°	255°	260°	265°		215°	220°	225°
1764.7	1764.7	1764.7	1764.7	1764.7	1764.7	1764.7	1764.7	1764.7	110°	104.3	110.5	116.6
1509.4	1509.4	1536.4	1539.0	1507.5	1515.6	1530.9	1512.9	1532.7	112.5°	137.1	141.7	146.3
1266.6	1255.9	1256.7	1249.5	1262.1	1247.8	1263.0	1257.6	1253.1	115°	171.9	174.9	178.0
983.5	1002.4	988.9	962.8	983.5	967.3	936.7	939.4	905.2	117.5°	206.6	208.2	209.7
739.0	725.5	718.3	705.7	672.4	678.7	644.6	650.0	661.6	120°	242.4	245.5	248.6
509.7	499.8	511.5	503.4	489.9	492.7	499.8	507.0	525.9	122.5°	277.2	280.3	283.4
357.8	353.3	350.6	356.0	371.2	379.3	391.1	412.7	423.4	125°	312.0	314.6	317.1
268.8	269.6	267.0	275.1	287.7	294.0	296.7	298.5	311.1	127.5°	346.8	347.3	347.8
222.1	225.7	224.7	227.4	223.8	220.2	222.9	217.6	213.1	130°	378.5	379.5	380.5
194.2	195.1	190.6	189.7	184.3	179.8	176.2	176.2	174.4	132.5°	413.3	413.8	414.3
164.5	165.4	160.9	160.9	160.0	162.8	160.9	157.3	156.4	135°	445.0	446.0	447.0
147.4	145.7	142.9	142.9	141.2	141.2	142.0	142.9	142.0	137.5°	474.6	476.7	478.7
132.2	130.3	129.4	130.3	129.4	130.3	131.2	130.3	131.2	140°	502.3	505.3	508.4
121.3	119.6	119.6	120.5	119.6	120.5	120.5	120.5	119.6	142.5°	533.0	535.0	537.0
112.3	110.6	110.6	110.6	109.7	107.9	106.1	103.4	100.7	145°	562.6	563.1	563.6
105.2	104.2	102.5	101.6	98.9	93.5	91.7	91.7	91.7	147.5°	587.2	587.7	588.2
98.9	97.1	96.2	92.6	89.0	87.2	87.2	87.2	87.2	150°	606.6	606.6	606.6
90.8	88.1	86.3	85.4	84.5	84.5	83.6	83.6	83.6	152.5°	624.0	624.0	624.0
80.9	80.0	80.0	80.9	80.9	80.9	80.9	80.0	80.9	155°	644.5	643.4	642.4
74.6	74.6	75.5	76.4	77.3	78.3	79.1	78.3	79.1	157.5°	660.8	660.3	659.8
71.9	71.9	71.9	73.8	74.6	75.5	77.3	77.3	77.3	160°	670.0	670.0	670.0
70.1	70.1	71.0	71.9	72.8	73.8	74.6	75.5	76.4	162.5°	676.2	677.2	678.2
69.3	70.1	69.3	70.1	71.0	72.8	73.8	73.8	74.6	165°	688.4	688.4	688.4
69.3	69.3	69.3	69.3	71.0	71.9	71.0	71.9	72.8	167.5°	703.8	702.3	700.7
69.3	69.3	68.3	69.3	70.1	71.0	70.1	70.1	71.9	170°	708.9	707.9	706.9
68.3	69.3	68.3	68.3	69.3	70.1	69.3	70.1	71.0	172.5°	705.8	705.8	705.8
66.5	67.4	66.5	67.4	67.4	68.3	68.3	68.3	69.3	175°	706.9	706.3	705.8
64.8	64.8	64.8	65.7	65.7	66.5	66.5	67.4	66.5	177.5°	713.0	712.0	711.0
62.9	62.9	62.9	63.8	63.8	64.8	65.7	64.8	64.8	180°	716.1	716.1	716.1
61.2	60.3	59.3	60.3	61.2	61.2	62.0	61.2	62.0				
58.4	57.5	56.7	56.7	57.5	57.5	58.4	57.5	57.5				
53.9	53.9	52.2	52.2	52.2	52.2	53.0	52.2	51.2				
48.6	48.6	46.7	46.7	46.7	46.7	45.8	45.8	45.8				
40.4	41.3	41.3	40.4	40.4	39.6	39.6	38.7	37.7				
30.6	32.3	33.2	33.2	33.2	33.2	33.2	31.5	29.7				
21.6	24.2	27.0	27.0	26.1	26.1	26.1	23.3	20.7				
13.5	16.2	17.1	18.9	16.2	15.2	15.2	13.5	12.6				
7.2	7.2	9.0	9.1	11.9	11.9	12.8	10.0	8.1				
6.1	6.6	7.2	7.2	7.2	6.6	6.1	6.1	6.1				
7.2	7.2	7.2	7.7	8.2	7.7	7.2	7.2	7.2				
9.2	10.7	12.3	11.3	10.2	9.7	9.2	8.7	8.2				
21.5	25.6	29.7	28.1	26.6	25.1	23.5	21.5	19.4				
40.9	46.0	51.1	49.6	48.1	45.5	43.0	41.4	39.9				
64.4	69.0	73.7	72.6	71.6	69.0	66.5	64.4	62.4				
90.0	93.6	97.2	96.7	96.2	94.1	92.1	90.5	89.0				



REPORT NUMBER: P227165

CATALOG NUMBER: ISW-AF-1000-LED-E1-SLL-ULG

1-SLL-ULG

CANDELA DISTRIBUTION (continued):

230°	235°	240°	245°	250°	255°	260°	265°		270°	275°	280°	285°
119.7	122.8	123.3	123.8	122.8	121.7	120.2	118.7	0°	1764.7	1764.7	1764.7	1764.7
148.8	151.4	152.4	153.4	152.9	152.4	151.4	150.4	2.5°	1515.6	1549.0	1553.4	1557.9
180.6	183.1	184.6	186.2	184.6	183.1	182.1	181.1	5°	1246.0	1279.2	1260.4	1268.5
212.8	215.8	217.9	219.9	217.4	214.8	213.8	212.8	7.5°	909.7	888.1	916.1	933.1
250.1	251.6	253.7	255.7	253.2	250.6	249.6	248.6	10°	664.3	689.5	700.3	720.1
284.4	285.4	287.4	289.5	286.9	284.4	283.4	282.3	12.5°	551.1	567.2	587.0	618.5
318.6	320.2	321.2	322.2	319.7	317.1	317.1	317.1	15°	446.8	458.5	483.7	514.2
350.4	352.9	353.4	353.9	353.9	353.9	353.4	352.9	17.5°	325.4	342.5	358.6	383.8
383.1	385.7	387.7	389.7	389.7	389.7	388.7	387.7	20°	218.4	225.7	245.4	257.1
417.4	420.4	423.0	425.5	424.5	423.5	423.5	423.5	22.5°	175.3	178.0	181.6	191.5
450.1	453.2	455.7	458.3	457.8	457.3	458.8	460.3	25°	157.3	159.1	161.8	165.4
481.3	483.9	484.9	485.9	486.4	486.9	489.5	492.0	27.5°	142.9	143.8	146.5	148.3
509.9	511.5	512.5	513.5	514.5	515.6	518.1	520.7	30°	130.3	129.4	130.3	133.1
538.1	539.1	542.2	545.2	545.2	545.2	545.7	546.3	32.5°	116.8	116.8	118.7	118.7
566.2	568.8	571.8	574.9	574.4	573.9	572.3	570.8	35°	100.7	99.7	101.6	104.2
590.8	593.3	595.9	598.4	598.9	599.4	597.9	596.4	37.5°	92.6	93.5	95.3	97.1
608.7	610.7	612.2	613.8	615.3	616.8	618.4	619.9	40°	88.1	89.0	90.8	92.6
624.5	625.0	626.6	628.1	630.1	632.2	634.7	637.3	42.5°	83.6	85.4	87.2	89.9
641.4	640.4	642.9	645.5	648.0	650.6	651.6	652.6	45°	80.9	82.7	85.4	88.1
659.3	658.8	660.8	662.9	663.9	664.9	664.9	664.9	47.5°	80.0	81.8	84.5	88.1
671.6	673.1	676.2	679.2	677.7	676.2	675.7	675.1	50°	78.3	80.9	83.6	87.2
680.3	682.3	684.4	686.4	685.9	685.4	684.4	683.3	52.5°	78.3	80.0	82.7	87.2
687.9	687.4	690.0	692.5	694.1	695.6	694.6	693.6	55°	75.5	78.3	80.9	85.4
697.1	693.6	696.6	699.7	701.7	703.8	703.8	703.8	57.5°	73.8	75.5	79.1	84.5
704.3	701.7	703.3	704.8	707.4	709.9	711.0	712.0	59°	72.8	74.6	78.3	83.6
705.3	704.8	706.3	707.9	708.9	709.9	711.0	712.0	60°	71.0	73.8	77.3	82.7
705.8	705.8	708.4	711.0	711.5	712.0	711.0	709.9	62.5°	69.3	71.9	75.5	80.9
710.4	709.9	712.5	715.0	716.1	717.1	715.6	714.0	65°	66.5	70.1	73.8	77.3
716.1	716.1	716.1	716.1	716.1	716.1	716.1	716.1	67.5°	64.8	66.5	70.1	73.8
								70°	61.2	62.9	65.7	68.3
								72.5°	56.7	57.5	59.3	62.0
								75°	50.3	51.2	52.2	54.8
								77.5°	44.1	44.1	44.9	48.6
								80°	36.8	36.8	37.7	39.6
								82.5°	27.8	27.8	29.7	32.3
								85°	19.7	18.9	21.6	23.3
								87.5°	11.7	10.7	11.7	11.7
								90°	8.1	9.8	10.0	11.0
								92.5°	6.1	6.1	6.1	6.1
								95°	7.2	7.2	7.2	7.2
								97.5°	8.2	8.2	8.7	9.2
								100°	19.4	19.4	21.5	23.5
								102.5°	38.9	39.9	41.4	43.0
								105°	62.4	62.4	64.4	66.5
								107.5°	88.0	89.0	90.5	92.1



REPORT NUMBER: P227165

CATALOG NUMBER: ISW-AF-1000-LED-E1-SLL-ULG

CANDELA DISTRIBUTION (continued):

290°	295°	300°	305°	310°	315°	320°		270°	275°	280°	285°	290°
1764.7	1764.7	1764.7	1764.7	1764.7	1764.7	1764.7	110°	119.7	118.7	120.2	121.7	122.8
1575.9	1566.9	1574.1	1601.9	1611.9	1624.4	1666.7	112.5°	150.4	150.4	151.4	152.4	152.9
1288.2	1299.9	1288.2	1344.9	1347.5	1385.3	1400.6	115°	182.1	181.1	182.1	183.1	184.6
946.6	961.9	987.0	1024.8	1035.6	1089.5	1135.4	117.5°	213.8	212.8	213.8	214.8	217.4
739.0	758.7	793.8	817.1	840.6	872.0	908.9	120°	248.6	248.6	249.6	250.6	253.2
656.2	676.9	707.5	737.1	770.4	794.7	825.2	122.5°	283.4	282.3	283.4	284.4	286.9
548.4	580.7	610.4	649.1	676.9	721.0	756.9	125°	317.1	317.1	317.1	317.1	319.7
418.9	463.9	493.6	540.3	582.6	621.1	669.7	127.5°	355.0	352.9	353.4	353.9	353.9
291.2	326.3	364.1	414.4	469.2	522.3	587.0	130°	388.7	387.7	388.7	389.7	389.7
200.5	219.3	248.1	300.2	356.9	433.3	503.4	132.5°	424.5	423.5	423.5	423.5	424.5
170.8	178.0	188.7	214.0	261.6	345.2	422.5	135°	461.4	460.3	458.8	457.3	457.8
151.9	157.3	164.5	177.1	202.2	259.8	345.2	137.5°	493.1	492.0	489.5	486.9	486.4
139.3	145.7	152.8	161.8	175.3	214.8	278.7	140°	522.7	520.7	518.1	515.6	514.5
122.2	126.7	133.1	142.9	152.8	184.3	246.3	142.5°	548.3	546.3	545.7	545.2	545.2
107.9	113.2	121.3	128.6	138.4	163.6	223.8	145°	572.9	570.8	572.3	573.9	574.4
100.7	106.1	113.2	119.6	126.7	147.4	207.7	147.5°	598.4	596.4	597.9	599.4	598.9
96.2	101.6	108.7	114.2	118.7	142.0	201.3	150°	624.0	619.9	618.4	616.8	615.3
93.5	99.7	106.1	109.7	118.7	144.7	186.1	152.5°	642.4	637.3	634.7	632.2	630.1
92.6	98.9	106.1	112.3	130.3	136.7	176.2	155°	655.7	652.6	651.6	650.6	648.0
93.5	98.9	107.9	125.8	126.7	129.4	165.4	157.5°	670.0	664.9	664.9	664.9	663.9
93.5	101.6	120.5	131.2	120.5	122.2	155.5	160°	681.3	675.1	675.7	676.2	677.7
94.4	105.2	125.0	122.2	116.8	114.2	144.7	162.5°	689.5	683.3	684.4	685.4	685.9
94.4	103.4	119.6	115.1	107.9	108.7	132.2	165°	697.7	693.6	694.6	695.6	694.1
91.7	103.4	115.1	104.2	98.9	103.4	121.3	167.5°	709.9	703.8	703.8	703.8	701.7
89.9	106.1	102.5	96.2	96.2	100.7	116.0	170°	717.1	712.0	711.0	709.9	707.4
89.0	108.7	97.1	93.5	93.5	99.7	113.2	172.5°	717.1	712.0	711.0	709.9	708.9
86.3	101.6	89.0	87.2	89.9	94.4	109.7	175°	715.0	709.9	711.0	712.0	711.5
80.9	84.5	81.8	81.8	85.4	90.8	107.9	177.5°	718.1	714.0	715.6	717.1	716.1
74.6	76.4	76.4	77.3	80.9	85.4	109.7	180°	716.1	716.1	716.1	716.1	716.1
69.3	69.3	71.0	71.9	74.6	80.9	105.2						
62.9	63.8	63.8	65.7	67.4	73.8	101.6						
55.8	55.8	57.5	57.5	60.3	66.5	90.8						
48.6	48.6	48.6	49.4	51.2	57.5	74.6						
40.4	40.4	40.4	41.3	42.2	47.7	56.7						
32.3	31.5	30.6	30.6	32.3	36.8	44.1						
22.5	22.5	21.6	21.6	21.6	24.2	29.7						
12.6	10.7	11.7	12.6	11.7	13.5	16.2						
10.1	11.0	10.8	10.7	10.7	10.7	13.1						
6.6	7.2	7.2	7.2	6.6	6.1	6.1						
7.7	8.2	7.7	7.2	7.2	7.2	7.2						
9.7	10.2	11.3	12.3	10.7	9.2	9.2						
25.1	26.6	28.1	29.7	25.6	21.5	16.9						
45.5	48.1	49.6	51.1	46.0	40.9	34.3						
69.0	71.6	72.6	73.7	69.0	64.4	56.8						
94.1	96.2	96.7	97.2	93.6	90.0	82.3						



REPORT NUMBER: P227165

CATALOG NUMBER: ISW-AF-1000-LED-E1-SLL-ULG

CANDELA DISTRIBUTION (continued):

295°	300°	305°	310°	315°	320°		325°	330°	335°	340°	345°	350°
123.8	123.3	122.8	119.7	116.6	110.5	0°	1764.7	1764.7	1764.7	1764.7	1764.7	1764.7
153.4	152.4	151.4	148.8	146.3	141.7	2.5°	1661.3	1684.7	1721.5	1728.7	1758.4	1779.0
186.2	184.6	183.1	180.6	178.0	174.9	5°	1407.8	1463.5	1483.3	1521.9	1589.4	1623.5
219.9	217.9	215.8	212.8	209.7	208.2	7.5°	1161.5	1203.7	1251.4	1313.4	1362.8	1421.3
255.7	253.7	251.6	250.1	248.6	245.5	10°	955.6	1015.8	1077.9	1128.2	1197.4	1267.5
289.5	287.4	285.4	284.4	283.4	280.3	12.5°	848.6	881.9	943.1	1014.1	1100.3	1178.5
322.2	321.2	320.2	318.6	317.1	314.6	15°	792.9	832.5	898.0	973.5	1065.3	1162.4
353.9	353.4	352.9	350.4	347.8	347.3	17.5°	723.6	786.5	861.2	969.0	1087.7	1222.6
389.7	387.7	385.7	383.1	380.5	379.5	20°	655.3	731.7	829.7	971.8	1136.3	1311.6
425.5	423.0	420.4	417.4	414.3	413.8	22.5°	595.2	685.9	810.0	988.0	1198.3	1432.0
458.3	455.7	453.2	450.1	447.0	446.0	25°	524.1	645.5	794.7	1021.2	1293.6	1593.9
485.9	484.9	483.9	481.3	478.7	476.7	27.5°	467.5	606.8	772.2	1050.0	1380.8	1749.3
513.5	512.5	511.5	509.9	508.4	505.3	30°	404.6	561.8	740.7	1059.9	1486.9	1877.0
545.2	542.2	539.1	538.1	537.0	535.0	32.5°	354.1	519.6	704.8	1050.9	1534.5	1966.0
574.9	571.8	568.8	566.2	563.6	563.1	35°	329.9	489.1	674.2	1019.4	1574.1	2062.2
598.4	595.9	593.3	590.8	588.2	587.7	37.5°	313.7	455.7	644.6	967.3	1619.0	2157.5
613.8	612.2	610.7	608.7	606.6	606.6	40°	293.1	429.7	620.3	929.6	1654.1	2236.6
628.1	626.6	625.0	624.5	624.0	624.0	42.5°	274.2	406.3	601.4	896.3	1663.1	2307.7
645.5	642.9	640.4	641.4	642.4	643.4	45°	258.0	392.0	587.0	898.0	1669.4	2406.5
662.9	660.8	658.8	659.3	659.8	660.3	47.5°	245.4	378.5	581.6	928.6	1735.8	2544.1
679.2	676.2	673.1	671.6	670.0	670.0	50°	233.7	366.7	572.6	988.0	1842.8	2730.2
686.4	684.4	682.3	680.3	678.2	677.2	52.5°	220.2	350.6	561.0	1049.0	1959.8	2979.1
692.5	690.0	687.4	687.9	688.4	688.4	55°	202.2	329.0	548.4	1100.3	2118.8	3282.1
699.7	696.6	693.6	697.1	700.7	702.3	57.5°	174.4	303.8	540.3	1126.4	2216.8	3456.4
704.8	703.3	701.7	704.3	706.9	707.9	59°	160.0	279.6	535.8	1113.8	2242.9	3486.1
707.9	706.3	704.8	705.3	705.8	705.8	60°	151.9	265.1	528.6	1098.5	2250.1	3467.3
711.0	708.4	705.8	705.8	705.8	706.3	62.5°	141.2	231.0	498.9	1022.1	2149.4	3239.0
715.0	712.5	709.9	710.4	711.0	712.0	65°	143.8	218.4	431.5	870.2	1918.3	2793.1
716.1	716.1	716.1	716.1	716.1	716.1	67.5°	147.4	213.1	373.1	703.0	1529.1	2311.3
						70°	144.7	210.3	338.9	559.1	1145.3	1730.5
						72.5°	141.2	198.7	294.0	449.5	726.4	1211.8
						75°	125.0	167.3	231.0	308.3	458.5	882.8
						77.5°	98.0	128.6	163.6	191.5	232.8	623.0
						80°	71.9	93.5	107.0	115.1	129.4	425.2
						82.5°	51.2	62.9	68.3	72.8	86.3	318.2
						85°	38.7	44.1	47.7	47.7	58.4	224.7
						87.5°	21.6	22.5	22.5	24.2	28.7	61.2
						90°	14.5	14.5	13.6	14.0	11.7	9.7
						92.5°	6.1	6.1	6.1	5.6	5.1	4.6
						95°	7.2	7.2	7.2	6.6	6.1	5.6
						97.5°	9.2	8.7	8.2	8.2	8.2	7.7
						100°	12.3	11.3	10.2	9.7	9.2	8.7
						102.5°	27.6	23.0	18.4	15.9	13.3	12.3
						105°	49.1	43.0	36.8	32.2	27.6	25.1
						107.5°	74.7	67.0	59.3	54.7	50.1	46.5



REPORT NUMBER: P227165

CATALOG NUMBER: ISW-AF-1000-LED-E1-SLL-ULG

CANDELA DISTRIBUTION (continued):

355°	359°	360°		325°	330°	335°	340°	345°	350°	355°
1764.7	1764.7	1764.7	110°	104.3	96.7	89.0	82.3	75.7	72.6	69.6
1802.4	1815.9	1826.7	112.5°	137.1	130.4	123.8	116.1	108.4	104.9	101.3
1675.7	1708.9	1715.2	115°	171.9	167.3	162.6	156.5	150.4	146.3	142.2
1485.9	1540.0	1558.8	117.5°	206.6	204.1	201.5	197.4	193.3	190.8	188.2
1346.6	1405.0	1424.9	120°	242.4	240.4	238.3	234.8	231.2	229.7	228.1
1270.2	1338.5	1360.1	122.5°	277.2	275.2	273.1	270.1	267.0	266.5	266.0
1272.0	1353.9	1385.3	125°	312.0	308.9	305.9	304.3	302.8	301.8	300.7
1354.7	1448.2	1486.9	127.5°	346.8	343.7	340.6	338.6	336.6	336.6	336.6
1496.8	1632.5	1661.3	130°	378.5	376.4	374.4	372.4	370.3	369.8	369.3
1689.1	1822.2	1865.4	132.5°	413.3	411.7	410.2	406.1	402.0	402.5	403.0
1869.9	2046.0	2079.2	135°	445.0	443.4	441.9	438.8	435.8	435.8	435.8
2047.8	2222.3	2251.9	137.5°	474.6	472.6	470.6	470.0	469.5	468.5	467.5
2185.3	2367.8	2393.0	140°	502.3	501.2	500.2	499.2	498.2	497.2	496.1
2317.5	2523.4	2551.2	142.5°	533.0	531.4	529.9	529.4	528.9	527.8	526.8
2464.9	2692.4	2724.7	145°	562.6	561.1	559.6	558.0	556.5	557.5	558.5
2598.0	2858.7	2879.4	147.5°	587.2	587.2	587.2	585.6	584.1	584.6	585.1
2745.4	2994.4	2999.8	150°	606.6	606.6	606.6	606.6	606.6	606.1	605.6
2865.9	3095.1	3096.9	152.5°	624.0	623.5	623.0	622.5	622.0	622.0	622.0
2982.7	3189.5	3190.4	155°	644.5	642.9	641.4	640.4	639.3	639.3	639.3
3105.0	3292.9	3279.4	157.5°	660.8	659.8	658.8	658.3	657.8	657.8	657.8
3298.3	3415.1	3428.6	160°	670.0	670.5	671.1	672.6	674.1	674.6	675.1
3592.2	3696.5	3711.8	162.5°	676.2	678.2	680.3	682.3	684.4	684.4	684.4
3933.9	4078.6	4057.9	165°	688.4	690.0	691.5	691.5	691.5	692.5	693.6
4078.6	4244.0	4261.1	167.5°	703.8	702.8	701.7	700.7	699.7	701.2	702.8
4054.3	4279.9	4308.7	170°	708.9	708.4	707.9	707.9	707.9	709.4	711.0
4015.7	4269.2	4304.2	172.5°	705.8	707.4	708.9	709.9	711.0	712.0	713.0
3796.3	4156.8	4211.6	175°	706.9	708.9	711.0	712.0	713.0	713.5	714.0
3427.7	3923.9	4001.3	177.5°	713.0	714.0	715.0	715.6	716.1	718.6	721.2
2954.0	3576.0	3638.1	180°	716.1	716.1	716.1	716.1	716.1	716.1	716.1
2304.9	2906.3	2959.4								
1531.9	1995.7	2087.4								
973.5	1287.3	1270.2								
718.3	837.0	837.8								
521.4	574.4	568.1								
403.7	350.6	349.6								
141.2	124.1	121.3								
61.2	51.2	52.2								
7.8	7.8	8.7								
4.1	4.1	4.1								
5.1	5.1	5.1								
7.2	7.2	7.2								
8.2	8.2	8.2								
11.3	11.3	11.3								
22.5	21.7	21.5								
43.0	42.1	41.9								



359°	360°
67.9	67.5
101.3	101.3
143.0	143.2
188.2	188.2
229.8	230.2
268.4	269.0
304.0	304.8
337.4	337.6
370.9	371.3
404.7	405.1
438.2	438.8
469.9	470.6
498.6	499.2
529.3	529.9
561.8	562.6
587.6	588.2
608.0	608.7
624.4	625.0
642.6	643.4
660.2	660.8
677.6	678.2
687.6	688.4
696.0	696.6
705.2	705.8
713.4	714.0
714.6	715.0
715.7	716.1
722.8	723.2
716.1	716.1

(END OF REPORT)